
















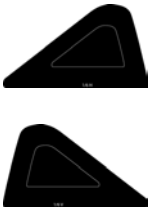





Mål	Navn	Mål i mm.	Normal afstand m
	C20	40 x 36	25 – 50
	C25	50 x 45	30 – 60
	C30	60 x 54	35 – 65
	C 35	70 x 63	40 – 70
	C 40	80 x 72	50 – 80
	C 50	100 x 90	60 – 90
	S 20 V	40 x 100	35 – 65
	S 20 H	100 x 40	25 – 55
	S 25 V	50 x 125	40 – 75
	S 25 H	125 x 50	30 – 65
	Tønde	80 x 100	60 – 90
	1/7	40 x 52	30 – 60

Mål	Navn	Mål i mm.	Normal afstand m
	B 45	70 x 90	50-85
	B 65	100x130	70-100
	B 100	110x200	80-100
	1/8	74 x 42	25 – 55
	1/6	90 x 52	35 – 65
	1/6 H + V	90 x 52	35 – 65
	1/4	98 x 66	40 – 70
	1/4 H + V	120 x 70	40 – 75
	1/3	104 x 96	50 – 90